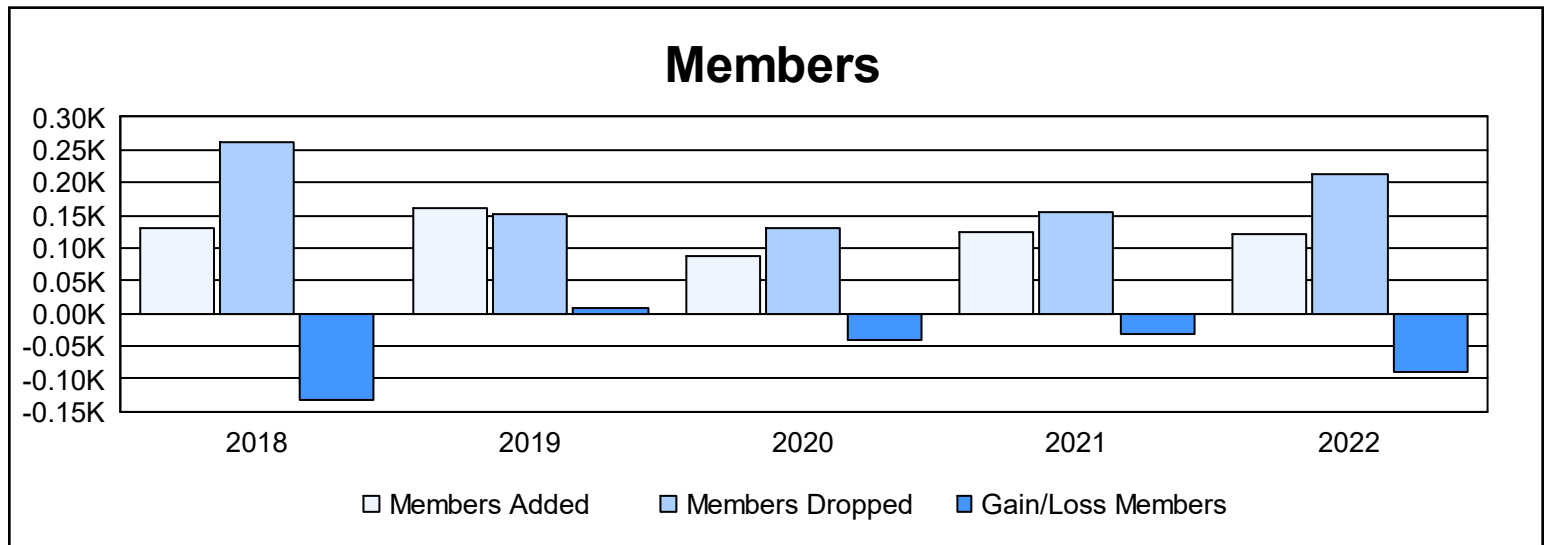
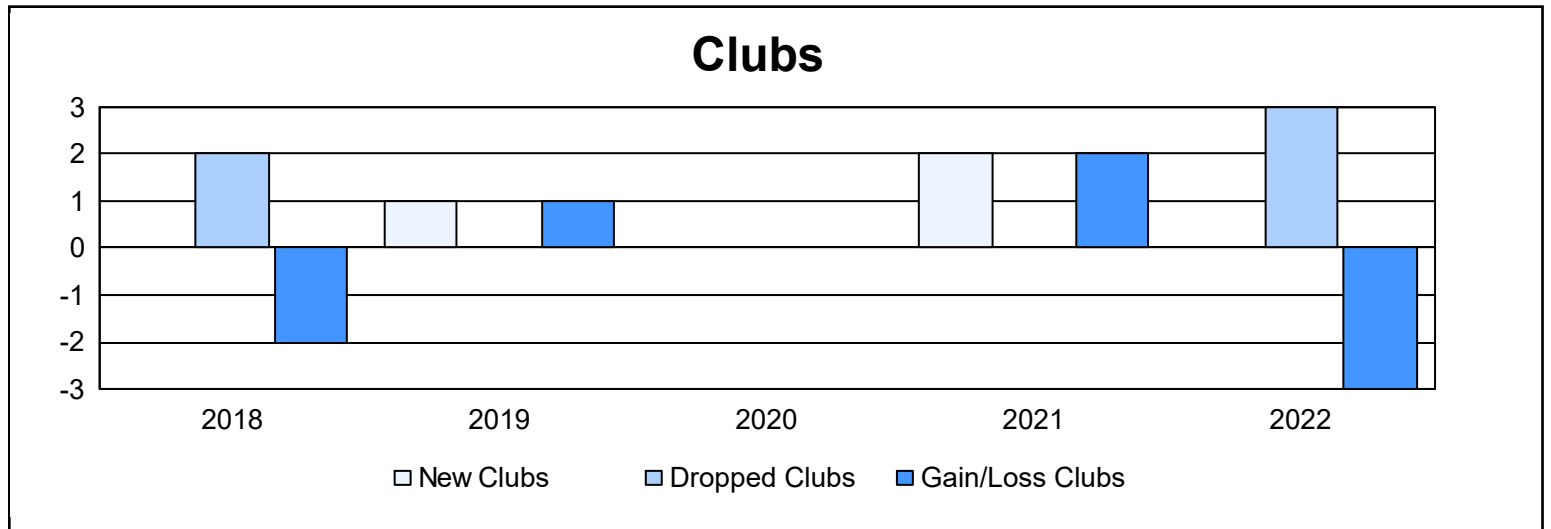
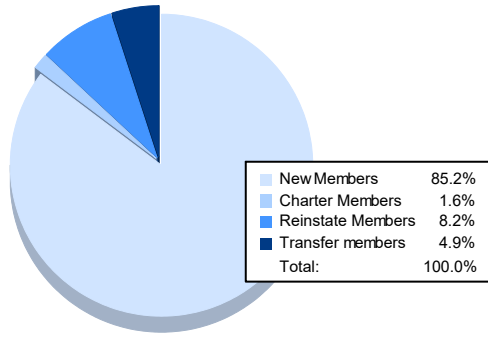


Year	New Clubs	Dropped Clubs	Gain/ Loss Clubs	New Members	Charter Members	Reinstate Members	Transfer Members	Total Member Added	Total Members Dropped	Gain/ Loss Members
2017-2018	0	2	-2	112	0	9	8	129	261	-132
2018-2019	1	0	1	125	26	7	3	161	152	9
2019-2020	0	0	0	77	1	4	6	88	129	-41
2020-2021	2	0	2	67	52	2	3	124	155	-31
2021-2022	0	3	-3	104	2	10	6	122	212	-90
<b>Average</b>	<b>1</b>	<b>1</b>	<b>0</b>	<b>97</b>	<b>16</b>	<b>6</b>	<b>5</b>	<b>125</b>	<b>182</b>	<b>-57</b>



### Membership Composition June 2022 Cumulative



### Gender Composition June 2022 Cumulative

